



# DocuCentre S2520/S2320

A3 Monochrome Multifunction Device

The perfect solution for small- and medium-sized businesses



## A3 Monochrome Desktop Digital Multifunction Device Excellent functionality improved efficiency

A multifunction device equipped with all the essentials to take on any office task. Compact and featuring superb performance, this brand new machine is set to dramatically improve efficiency in your office.



# DocuCentre S2520/S2320

Combining high productivity with eco-friendly operation.

**Copy Print** B/W:25/23ppm  
Max:A3

**Scan** B/W:28/25ppm  
Colour:28/25ppm

**Net Work** Ethernet  
100BASE-TX/10BASE-T

### Speedy operation

#### Accelerate office workflows with high-speed output

Take advantage of high-speed copying at 25 pages/minute simplex and 18 pages/minute duplex\*. The ideal machine for anyone in a rush, DocuCentre S2520/S2320 has a fast First Copy Output Time of 6.5 seconds and boasts a warm-up time of only 19 seconds.

\* DocuCentre S2520. 23 pages/minute simplex and 17 pages/minute duplex with DocuCentre S2320.

#### Improve productivity with fast colour scanning


Enjoy fast scans at 28 pages/minute\*, which significantly reduces time spent digitizing large documents resulting in higher productivity.

\* DocuCentre S2520. 25 pages/minute with DocuCentre S2320.

# Outstanding productivity features

## Convenient ID card copy function

Both sides of a card can be copied onto one side of one single sheet of paper. You can copy up to two cards at the same time.



## Alternating horizontal-vertical stacking

When outputting many copies of the same document — such as materials for meetings — each copy can be stacked in alternating horizontal-vertical orientation to save time when collating.



## Print and copy on heavy paper

Print certificates or greeting cards on 60-216 gsm paper. Printing can be easily customized for nearly any job, eliminating the need to outsource for this purpose.

## Fax more effectively. (Optional)

### Send faxes quickly

Register up to 30 numbers for speed dialling. Legal-size documents can be received on one sheet.

### Redial button

Pressing the redial button displays a list of recent transmissions. Simply select the desired recipient to resend a document.

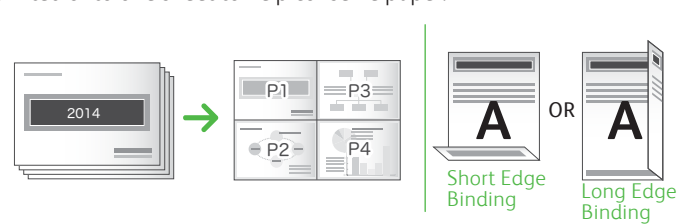


### Simple broadcast function

Quickly send a document to a group of recipients. This eliminates repetitive tasks when sending the same document to a multiple destinations.

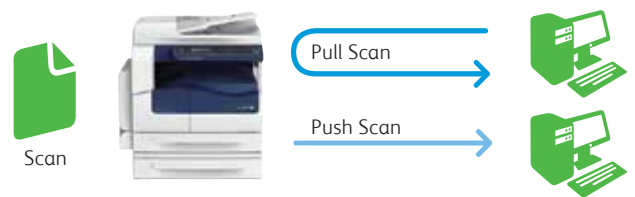
## Print multiple pages on one sheet

Different documents can be printed on either side of a piece of paper. Also, by reducing the size of documents, up to eight pages can be printed onto one sheet to help conserve paper.



## Two scanning methods

Choose from two ways to scan, depending on where you are: Pull scan from a PC, or Push scan when at the device. When using Push scan, you can select a resolution between 200 and 600 dpi.



## Eco friendly

## Eco friendly

### Internationally recognized environmental compliance

The amount of ultrafine particles (UFPs\*) emitted during continuous printing has been reduced by optimising operational settings.

\* Ultrafine particles (UFPs) are tiny particulates less than 100 nanometres in diameter. They are far smaller than the PM2.5 particle class, the regulations for which are becoming stricter from an environmental perspective.

### Eco-friendly and energy saving

DocuCentre S2320 has achieved 1.4 kWh\*1 for TEC value\*2, conforming to International Energy Star Program standards and reducing power consumption.

\*1 1.5kWh: DocuCentre S2520.

\*2 Value measured by the test defined in International Energy Star Program.

### Adjustable toner output

Toner density is adjustable with six different settings. Printing at lower density saves toner and helps reduce costs.



## Options

On a desk or on the floor.  
Choose the location  
that's best for you.



NDA model



One Tray Module



One Tray Module  
Two Tray Module

Note: Use Fuji Xerox toner cartridges to ensure optimal performance and efficient recycling.

## DocuCentre S2520/S2320 Functions & Specifications

### Basic Function / Copy Function

Item	Description		
	DocuCentre S2520	DocuCentre S2320	
Type	Desktop		
Memory capacity	512 MB (Max : 512 MB)		
Scan Resolution	600 x 600 dpi		
Print Resolution	600 x 600 dpi		
Warm-up Time	19 seconds or less (20 degrees Celsius room temperature)		
Original Size	Maximum of 297 x 432 mm (A3,11 x 17") for both Sheet and Book		
Paper Size	Max	297 x 432 mm, A3, 11 x 17", Bypass Tray : 297 x 432 mm, A3, 11 x 17"	
	Min	A5, Bypass Tray : 127 x 98 mm	
	Image loss width	Lead Edge : 5.5 mm, Trail Edge : 6.0 mm, Right & Left Edges : 5.5 mm	
Paper Weight <sup>1</sup>	Tray 1	60 to 90 gsm	
	Tray 2, 3, 4 (Option)	60 to 216 gsm	
	Bypass Tray	60 to 216 gsm	
First Copy Output Time	6.5 seconds or less (A4 LEF)		
Continuous Copy Speed <sup>2</sup>	A4 LEF/B5 LEF	25 ppm, In Duplex : 18 ppm	23 ppm, In Duplex : 17 ppm
	A4	16 ppm, In Duplex : 10 ppm	15 ppm, In Duplex : 9 ppm
	B4	15 ppm, In Duplex : 9 ppm	12 ppm, In Duplex : 8 ppm
	A3	13 ppm, In Duplex : 8 ppm	12 ppm, In Duplex : 8 ppm
Paper Tray Capacity <sup>3</sup>	Standard	Tray1 : 250 sheets, Bypass Tray : 100 sheets	
	Optional	One Tray Module (Tray2) : 500 sheets Two Tray Module (Tray3 + Tray4) : 1000 sheets	
	Max	1850 sheets (Tray1 + Tray2 + Tray3 + Tray4 + Bypass Tray)	
Output Tray Capacity <sup>3</sup>	250 sheets (A4 LEF)		
Power Source	AC220-240 V +/- 10 %, 6 A, 50 / 60 Hz common		
Maximum Power Consumption	AC 220V: 1.3kW or less AC 240V: 1.4kW or less Low Power mode: 14W or less Sleep mode: 2W or less		
Dimensions	W 595 x D 584 x H 569 mm		
Weight <sup>4</sup>	33 kg		

\*1: It is recommended to use Fuji Xerox recommended paper. Correct print output may not be possible depending on the requirement. \*2: The speed may be reduced due to the image quality adjustment. The performance may be reduced depending on the paper type. \*3: When Using 80 gsm paper. \*4: Excluding Toner Cartridge.

### Fax Function (Optional)

Item	Description
Original Size	Max : A3
Recording Paper Size	Max : A3, Min : A4
Transmission Time*	2 seconds and more but fewer than 3 seconds
Transmission Mode	Super G3 / G3 ECM / G3 (ITU-T)
Applicable Lines	PSTN / PBX, 1 port

\*: When A4 size document with approximately 700 characters is transmitted in standard image-quality (8x3.85 lines/mm) and in high-speed mode (28.8kbps or faster, JBIG). Only indicates the time for transmitting the image information and does not include the communication control time. The total communication time will vary depending on the contents of the document, the type of machine receiving the fax, and line condition.

### Print Function

Item	Description
Type	Built-in type
Continuous Print Speed <sup>1</sup>	Same as the Basic Specifications / Copy Function
Print Resolution	600 x 600 dpi
Page Description Language	FX HBPL (Host Based Print Language)
Operation System <sup>2</sup>	Windows® XP (32bit), Windows Server® 2003 (32bit), Windows Vista® (32bit) Windows Server® 2008 (32bit), Windows® 7 (32bit), Windows® 8 (32bit) Windows® 8.1 (32bit), Windows® XP Professional (64bit) Windows Server® 2003 (64bit), Windows Vista® (64bit) Windows Server® 2008 (64bit), Windows® 7 (64bit), Windows Server® 2008 R2 (64bit) Windows® 8 (64bit), Windows Server® 2012 (64bit), Windows® 8.1 (64bit) Windows Server® 2012 R2 (64bit)
Interface	USB2.0, Ethernet 100BASE-TX / 10BASE-T

\*1: The speed may be reduced due to image quality adjustment. Print speed may also drop depending on the documents.

\*2: Please refer to the Fuji Xerox web site for the latest supported operating systems.

### Scan Function

Item	Description	
	DocuCentre S2520	DocuCentre S2320
Type	Colour Scanner	
Scan Resolution	600 x 600 dpi, 400 x 400 dpi, 300 x 300 dpi, 200 x 200 dpi	
Scan Speed <sup>*</sup>	B / W : 28 ppm, Colour : 28 ppm [Fuji Xerox Standard Paper (A4 LEF), 200dpi]	B / W : 25 ppm, Colour : 25 ppm [Fuji Xerox Standard Paper (A4 LEF), 200dpi]
Interface	USB2.0, Ethernet 100BASE-TX / 10BASE-T	

\*: The scanning speed varies depending to documents. Fuji Xerox Standard Document (A4), 200 dpi, using TWAIN driver (USB).

### Duplex Automatic Document Feeder

Item	Description	
	DocuCentre S2520	DocuCentre S2320
Original Size	Max : A3, 11 x 17", Min : A5	
Paper Weight	38 to 128 gsm (2 Sided : 50 to 128 gsm)	
Capacity <sup>*</sup>	110 sheets	
Feeding Speed (A4 LEF Simplex)	25 ppm (A4 LEF, 1 Sided)	23 ppm (A4 LEF, 1 Sided)
	18 ppm (A4 LEF, 2 Sided)	17 ppm (A4 LEF, 2 Sided)

\*: When Using 80 gsm paper.

#### Notes

- 1) If the storage media (such as hard disk drives) of the base unit fail, loss of received data, accumulated data, registered setting data, etc. may occur. In no event shall Fuji Xerox be liable for any damages whatsoever arising from loss of data.
- 2) Functional spare parts will be available for at least 7 years after the product is no longer manufactured.
- 3) The product specifications, appearance and other details in this catalog are subject to change without notice for improvements.



#### For Your Safety

Before using the product, read the Instruction Manual carefully for proper use. Use the product with the power source and voltage specified. Be sure to establish ground connection. Otherwise, electronic shock may result in the case of a failure or short circuit.

Supported by AMDP Catalogue on Demand



Fuji Xerox (Hong Kong) Limited 富士施樂(香港)有限公司

11/F, 12 Taikoo Wan Road, Taikoo Shing, Hong Kong

Tel: (852) 2513 2888 Fax: (852) 2560 6433

Customer Support Center

Hong Kong Tel: (852) 2513 2513 Fax: (852) 2513 2518

Macao Tel: (853) 2855 8008 Fax: (853) 2857 4996

Email: hkcs@hkg.fujixerox.com



www.fujixerox.com.hk Fuji Xerox Hong Kong Fuji Xerox (Hong Kong) Fuji Xerox Global

Your trusted ICT partner in Document Services and Communication

Xerox, Xerox and Design, as well as Fuji Xerox and Design are registered trademarks or trademarks of Xerox Corporation in Japan and/or other countries.

The contents described herein are correct as of September, 2019.