

# DocuCentre SC2022

Work at your best wherever you want



**FUJIFILM**

**FUJI xerox** 

# Mobile Ready and Cloud Interactive Colour Multifunction Printer

## Keep your work flowing in and out of the office



# DocuCentre SC2022

|  |  |   |  |
|--|--|---|--|
| <b>Copy/Print</b><br>Colour/Mono<br><b>20</b><br>sheets/minute*1 | <b>Scan</b><br>Colour/Mono<br><b>27</b><br>sheets/minute*2 | <b>FAX*3</b><br>G3 FAX<br>Paperless FAX | <b>Mobile Support</b><br>Cloud Interactive<br>Wireless Connect |
|--|--|---|--|

\*1: A4 LEF  
 \*2: Standard Document (A4 LEF), 200 dpi, to USB flash drive.  
 \*3: Optional

## Operability & High Image Quality

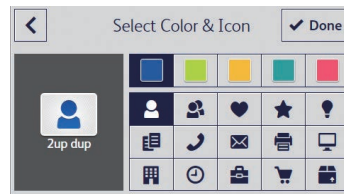
### INTUITIVE OPERATIONAL USER INTERFACE

Newly designed 4.3 inch touch panel with minimized conventional buttons. User friendly icons with swipe and flick technology for simplified tablet-like navigation.



### CUSTOMIZABLE CONTROL PANEL

Enable smart working and enhance efficiency. Create your own widget button icon and get started by tapping the icon without configuring detailed settings.



Selectable icon design / colour.  
 You can give the icons arbitrary names.



Fax to Company A.

Settings can be saved with recipient information. This prevents transmission to the wrong destination.



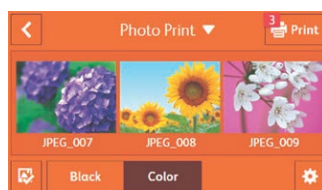
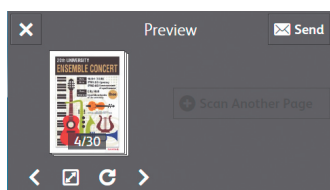
Scan application forms.

A work process can be simplified by registering a file format and save destination.

### EASE-TO-USE PREVIEW FUNCTION

Preview faxes or scanned images before sending. Photo Print stored in a USB flash drive\* shows up as thumbnails so users can easily select and send.

\*: Optional




Enlarge/Reduce, Rotate, Page Feeding functions are supported. Fax Preview is shown only in monochrome.

### EXCELLENT PRINT QUALITY

Equipped with digital image registration control technology "IReCT (Image Registration Control Technology)", DocuCentre SC2022 digitally corrects colour misregistration at high resolution of 1200 x 2400 dpi. The improved accuracy ensures the image reproduction with ultra-high precision and less colour misregistration.

### CLEAR-CUT OUTLINED TEXT

Edge enhancement technology smooths jagged edges of halftone text by adding an outline. Pixelated small text becomes easy to read.



# Enhanced Mobility & Productivity

## CONVENIENT MOBILE PRINT AND SCAN

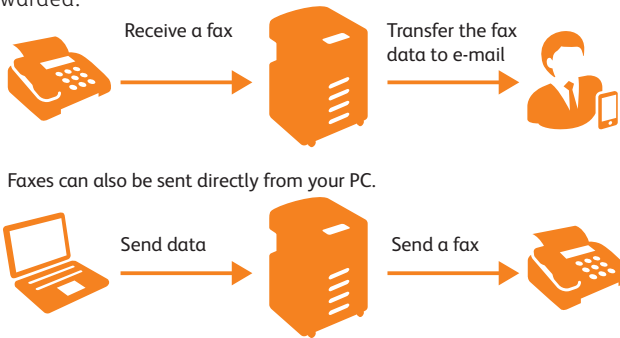
Print Utility\*1 allows you to print from mobile devices or scan paper documents to DocuCentre SC2022 via Wi-Fi / Wi-Fi Direct\*2. It also allows you to print through Mopria® Print and AirPrint. With the support of NFC (Near Field Communication), you can print and scan from Android™ devices simply by tapping the device on a card reader.

\*1: Print Utility is available on Google Play™ or App Store for free download.  
 \*2: Optional. Wired and wireless connections cannot be used simultaneously.



## HASSLE-FREE FAX TRANSMISSION

Never miss any business opportunity again. Incoming faxes can be automatically transferred to designated e-mail addresses and allows you to view them in PDF file/DocuWorks documents. The incoming faxes can also be forwarded to SMB/FTP print servers. In addition, incoming faxes can be printed while being forwarded.



## CLOUD INTERACTIVE SUPPORT

Cloud Service Hub\*1 allows you to scan documents on DocuCentre SC2022 and store in various cloud service storages. You can check essential documents while on the go and share documents among sales offices or shops efficiently. It also allows you to print the documents\*2 stored in the cloud through DocuCentre SC2022 panel directly without computers.

\*1: A cloud service provided by FUJIFILM Business Innovation. A separate contract is required.  
 \*2: Printable formats include PDF, Microsoft® Word / Excel® / PowerPoint®.



# Compact Size & Impressive Capability

## VARIETY OF SCANNING FEATURES

Various scanning features including Scan to Network (SMB/FTP), Scan to Email, Scan to WSD, USB Memory Scan\*, and Scan from PC are supported. Users can select necessary features according to their usage or environments.

\*: Optional

## ENHANCED SECURITY

Store print jobs or incoming faxes in DocuCentre SC2022 with password protection. The stored jobs and faxes can only be printed when the password is entered. This prevents confidential documents being left in the output tray or open for viewing by unintended people.

## USB MEMORY PRINT AND SCAN

Scan directly from DocuCentre SC2022 to USB flash drive\*1 and print directly from USB flash drive\*2. Easily print or scan documents without using a computer.

Note: Optional  
 \*1: DocuWorks documents, PDF, JPEG, TIFF  
 \*2: PDF, JPEG, TIFF

## ID CARD COPYING

Print both front and reverse side of a card on a single sheet. Copy ID cards easily by following on-screen instructions.

## Configuration

Copy /Print /Scan functions, Duplex function and Duplex Automatic Document Feeder are provided as Standard. Fax function is Optional.



Standard Model



with One Tray Module



with One Tray Module and Stand (Cabinet)

# DocuCentre SC2022 Functions & Specifications

## Basic Specifications/Copy Function

| Item                      | Description   |  |
|---------------------------|---|--|
| Type                      | Desktop   |  |
| Memory capacity           | 1 GB (Onboard)  |  |
| Colour Capability         | Full Colour   |  |
| Scan Resolution           | 600 x 600 dpi   |  |
| Printing Resolution       | 1200 x 2400 dpi (Text / Text-Photo / Photo)   |  |
| Warm-up Time              | 44 seconds or less (23 degrees Celsius room temperature)  |  |
| Original Size             | Maximum of A3, 11 x 17", 297 x 432 mm for both Sheet and Book   |  |
| Paper Size                | Max   | A3, 11 x 17" [297 x 432 mm when using Bypass Tray] |
|                           | Min   | A5 [89 x 98 mm when using Bypass Tray]             |
| Image loss width          | Lead edge   | 5.5 mm, Trail edge 5.5 mm, Right/Left edge 5.5 mm  |
|                           | Trail edge  | 5.5 mm, Right/Left edge 5.5 mm                     |
| Paper Weight*1            | Paper Tray  | 60 to 90 gsm                                       |
|                           | Bypass Tray   | 60 to 216 gsm                                      |
| First Copy Output Time    | B/W: 8.6 sec. (A4 LEF / Monochrome priority mode)<br>Colour: 10.8 sec. (A4 LEF / Colour priority mode)          |  |
| Continuous Copy Speed*2   | A4 LEF  | B/W: 20 sheets/minute, Colour: 20 sheets/minute    |
|                           | B5 LEF  | B/W: 12 sheets/minute, Colour: 12 sheets/minute    |
|                           | A4 / B5   | B/W: 12 sheets/minute, Colour: 12 sheets/minute    |
|                           | B4  | B/W: 12 sheets/minute, Colour: 12 sheets/minute    |
|                           | A3  | B/W: 12 sheets/minute, Colour: 12 sheets/minute    |
| Paper Tray Capacity*3     | Standard  | 250 sheets x 1-tray + Bypass Tray 100 sheets*4     |
|                           | Optional  | One Tray Module: 500 sheets                        |
|                           | Max   | 850 sheets (Standard + One Tray Module)*4          |
| Output Tray Capacity*3    | 250 sheets (A4 LEF), 200 sheets (A3)  |  |
| Power Supply              | AC220-240 V +/- 10 %, 5 A, 50/60 Hz common  |  |
| Maximum Power Consumption | 1.1 kW (AC220 V +/- 10 %), 1.2 kW (AC240 V +/- 10 %)<br>Sleep Mode: 1.4 W (AC230 V), Ready Mode: 81 W (AC230 V) |  |
| Dimensions                | W 595 x D 627 x H 634 mm  |  |
| Weight*5                  | 49 kg   |  |

\*1: It is recommended to use our recommended paper. Correct print output may not be possible depending on the requirement. \*2: The speed may be reduced due to the image quality adjustment. \*3: 80 gsm paper. \*4: Bypass Tray: 64 gsm paper. \*5: Excluding Toner Cartridge.

## Print Function

| Item                         | Description   |   |
|------------------------------|---|---|
| Type                         | Built-in type   |   |
| Continuous Print Speed*1     | Same as the Basic Specifications / Copy Function            |   |
| Printing Resolution          | Standard: 1200 x 2400 dpi, High Quality*2 : 1200 x 2400 dpi |   |
| Page Description Language    | PCL6  |   |
| Supported Operating System*3 | Windows® 10 (32bit)   |   |
|                              | Windows® 10 (64bit)   |   |
|                              | Windows® 8.1 (32bit)  |   |
|                              | Windows® 8.1 (64bit)  |   |
|                              | Windows® 7 (32bit)  |   |
|                              | Windows® 7 (64bit)  |   |
|                              | Windows Server® 2016 (64bit)                                |   |
|                              | Windows Server® 2012 R2 (64bit)                             |   |
|                              | Windows Server® 2012 (64bit)                                |   |
|                              | Windows Server® 2008 R2 (64bit)                             |   |
|                              | Windows Server® 2008 (32bit)                                |   |
|                              | Windows Server® 2008 (64bit)                                |   |
|                              | macOS 10.13 High Sierra                                     |   |
|                              | macOS 10.12 Sierra  |   |
| OS X 10.11 El Capitan        |   |   |
| OS X 10.10 Yosemite          |   |   |
| OS X 10.9 Mavericks          |   |   |
| OS X 10.8 Mountain Lion      |   |   |
| Interface*4                  | Standard  | Ethernet 1000BASE-T / 100BASE-TX / 10BASE-T, USB2.0 |
|                              | Optional  | IEEE802.11 n / g / b (2.4 GHz)                      |

\*1: The speed may be reduced due to the image quality adjustment. \*2: Only Colour Mode. \*3: Please refer to our official website for the latest supported OS. \*4: Wired and wireless connections cannot be used simultaneously.

All product names and company names mentioned in this brochure are trademarks or registered trademarks of their respective companies. The product specifications, appearance and other details in this brochure are subject to change without notice for improvements.

**Reproduction Prohibitions** Please note that reproduction of the following is prohibited by law : Domestic and foreign currencies, government-issued securities, and national bonds and local bond certificates, Unused postage stamps, post cards, etc. Certificate stamps stipulated by law. Reproducing works forming the subject matter of copyright (literary works, musical works, paintings, engravings, maps, cinematographic works, drawings, photographic works, etc.) is not permitted unless the reproduction is for the purpose of personal use, family use or other similar uses within a limited circle.

**For Your Safety**  
Before using the product, read the Instruction Manual carefully for proper use. Use the product with the power source and voltage specified. Be sure to establish ground connection. Otherwise, electronic shock may result in the case of a failure or short circuit.

# FUJIFILM

For more information or detailed product specifications, please call or visit us at

**FUJIFILM Business Innovation Hong Kong Limited**

11/F, 12 Taikoo Wan Road, Quarry Bay, Hong Kong  
Tel. 852-2513-2513

[fujifilm.com/fbhk](http://fujifilm.com/fbhk)

**FUJI XEROX** 

This catalog includes Fuji Xerox product(s), licensed from Xerox Corporation. The distributor of the product(s) is FUJIFILM Business Innovation Corp. Xerox, Xerox and Design, as well as Fuji Xerox and Design are registered trademarks or trademarks of Xerox Corporation in Japan and/or other countries.

FUJIFILM and FUJIFILM logo are registered trademarks or trademarks of FUJIFILM Corporation. DocuWorks, Working Folder and Cloud Service Hub are registered trademarks or trademarks of FUJIFILM Business Innovation Corp.

The information is as of April, 2021. PIC-0134 HK (1805-R2)

## Scan Function

| Item            | Description  |
|-----------------|--|
| Type            | Colour Scanner   |
| Scan Resolution | Scan to PC<br>[TWAIN Driver]<br>Monochrome binary/Grayscale: 600 x 600 dpi, 400 x 400 dpi, 300 x 300 dpi, 200 x 200 dpi, 150 x 150 dpi<br>Colour: 400 x 400 dpi, 300 x 300 dpi, 200 x 200 dpi, 150 x 150 dpi<br>[WIA (Windows® Image Acquisition) Driver, ICA (Image Capture Architecture) Driver]<br>Monochrome binary/Grayscale/Colour: 400 x 400 dpi, 300 x 300 dpi, 200 x 200 dpi, 150 x 150 dpi |
|                 | Scan to Network / e-mail<br>Monochrome binary/Grayscale: 600 x 600 dpi, 400 x 400 dpi, 300 x 300 dpi, 200 x 200 dpi<br>Colour: 400 x 400 dpi, 300 x 300 dpi, 200 x 200 dpi   |
| Scan Speed      | Same as the "Scan Speed" for the Duplex Automatic Document Feeder  |
| Interface       | Ethernet 1000BASE-T / 100BASE-TX / 10BASE-T, USB2.0  |

## Fax Function ( Optional )

| Item                 | Description  |
|----------------------|--|
| Original Size        | Max: A3, 11 x 17"  |
| Recording Paper Size | Max: A3, 11 x 17", Min: A4, Letter   |
| Transmission Time    | 3 seconds and more but fewer than 4 seconds*   |
| Transmission Mode    | ITU-T G3   |
| Applicable Lines     | Telephone subscriber line, PBX, Fax communication (PSTN), Maximum 1 port (G3-1 port) |

\*: When A4 size document with approximately 700 characters is transmitted in standard image-quality (8 x 3.85 lines/mm) and in high-speed mode (33.6 kbps, JBIG). Only indicates the time for transmitting the image information and does not include the communication control time. The total communication time will vary depending on the contents of the document, the type of machine receiving the fax, and line condition.

## Duplex Automatic Document Feeder

| Item                         | Description  |  |
|------------------------------|--|--|
| Original Size / Paper Weight | Max: A3, 11 x 17", Min: A5*1<br>38 to 128 gsm (In Duplex: 50 to 128 gsm) |  |
| Capacity*2                   | 110 sheets   |  |
| Scan Speed*3                 | Copy   | B/W: 20 sheets/minute, Colour: 20 sheets/minute (A4 LEF Simplex)   |
|                              | Scan   | B/W: 27 sheets/minute, Colour: 27 sheets/minute<br>[Standard Document (A4), 200 dpi, to USB flash drive] |

\*1: The minimum custom size is 125 x 125 mm. \*2: 80 gsm paper. \*3: The scanning speed varies depending on the documents.

## One Tray Module ( Optional )

| Item                               | Description                |
|------------------------------------|----------------------------|
| Paper Size                         | Max: A3, 11 x 17", Min: A5 |
| Paper Weight                       | 60 to 256 gsm              |
| Feeding Capacity / Number of Tray* | 500 sheets x 1-tray        |
| Dimensions                         | W 545 x D 586 x H 113 mm   |
| Weight                             | 11 kg                      |

\*: 80 gsm paper.

### Notes

- 1) If the storage media (such as hard disk drives) of the base unit fail, loss of received data, accumulated data, registered setting data, etc. may occur. In no event shall the Company be liable for any damages whatsoever arising from loss of data.
- 2) Functional spare parts will be available for at least 7 years after the product is no longer manufactured.
- 3) The product specifications, appearance and other details in this brochure are subject to change without notice for improvements.
- 4) To comply with paper weight specifications, it is recommended to use our recommended paper. Document may not be printed correctly depending on usage conditions.