

# DocuPrint M375 z / M375 df DocuPrint P375 dw / P375 d

Driving productivity to the next level



Plenty of power, user friendly yet secure, and loaded with handy features. The DocuPrint M375 z / M375 df and DocuPrint P375 dw / P375 d machines are a tough, compact, and practical solution for busy offices.

Personal or workgroup users, these economical models deliver convenience, connectivity and capacity from one single machine.

## Powerful

### Small size, big on power

- Various models to choose from: basic single function printers to more feature-packed sophisticated all-in-one versions.
- Great functions & performance improve work flow & productivity within an office.
- High speed (40 pages per minute) printing helps get the job done fast.
- **Additional paper tray option** helps improve productivity for users with high print volume by reducing routine of replenishing paper.
- Large capacity toner units cut down on toner changes.
- Automatic Document Feeder\*<sup>1</sup> enables speedy single-pass two-sided scanning\*<sup>2</sup>.
- Users can select different paper qualities and thicknesses according to their needs.

\*<sup>1</sup> Available on DocuPrint M375 z / M375 df.

\*<sup>2</sup> Available on DocuPrint M375 z.

Note: When using FUJIFILM Business Innovation Print Utility, two-sided scanning is not available.

## Easy to use

### Simple but effective

- Compact, sensible and stylish design.
- Select a machine size & functions just right for your budget & needs.
- A range of user-friendly free-of-charge applications\* available to enhance productivity and connectivity and make it easy to print from your mobile phone.
- Operated by a user-friendly, intuitive colour touch panel\*. Stylish, easy-to-use modern design.
- **Great connectivity:** you select an access method that works for you. Simultaneous connection with Ethernet and Wi-Fi Direct\* enables you to connect with the machine from a fixed location (such as a desk), or on the run.
- Bypass Tray enables use of a range of thick paper stock to suit your individual printing needs.

\* FUJIFILM Business Innovation Print Utility and Mopria.

\* Available on DocuPrint M375 z / M375 df.

\* Available on DocuPrint M375 z and DocuPrint P375 dw.

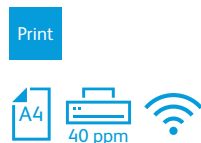
## Reliable

### Tasks done securely

- Dependable & secure.
- **Secure Print function** enables you, and only you to print and access your own output on-demand.
- The Secure Function Lock feature means that you can control who accesses & uses the various functions of the machine to copy, scan or fax. Page limits can be set to help you manage costs.
- Responds to your high-volume printing needs with high durability. (Monthly Maximum Duty Cycle: 100000 pages)
- 1200 x 1200 dpi high resolution quality printing.
- Economical & effective: Delivers quality, power & reliability that is easy on the wallet. Low-profile device, but high quality output.

### DocuPrint P375 dw / P375 d


- A4 printer
- Print up to 40 ppm
- 1-line Liquid Crystal Display (LCD)
- USB, Ethernet, Wi-Fi\*<sup>1</sup> connectivity
- Print only



The image shows DocuPrint M375 z.

### DocuPrint M375 z / M375 df

- A4 all-in-one printer
- Print up to 40 ppm
- Colour touch panel
- USB, Ethernet, Wi-Fi\*<sup>1</sup> connectivity
- Automatic Document Feeder: 70 sheets\*<sup>2</sup>
- Print, copy, fax, and scan




\*<sup>1</sup> Not available on DocuPrint P375 d and DocuPrint M375 df.

\*<sup>2</sup> 50 sheets on DocuPrint M375 df.



### Two-way (front & back) printing output



- Simply select the output point (front or back output tray) that matches the type of paper to be used.
- The machine adopts a straight paper path, which realizes face-up print output. No more curling when using thick paper. Nice and flat.

### Packed with smart features

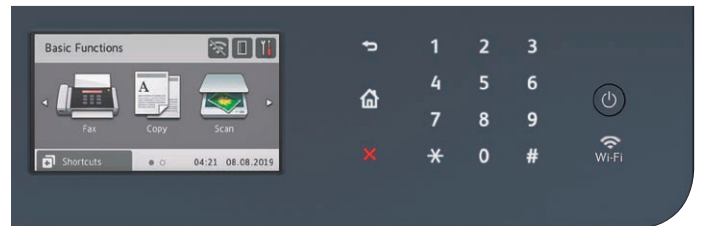


### Easy to use interface

- The machine features an intuitive colour touch panel\* that allows you to swipe through the menu with ease.
- \* Available on DocuPrint M375 z / M375 df.
- To start the operation, simply touch the colour touch panel\*. When you finish the operation, the display on the panel automatically turns off. Easy to use and energy saving.
- \* Available on DocuPrint M375 z / M375 df.

- You do not need to enter the same settings repeatedly. Save your favorite settings as Shortcuts\*, which saves time and boosts the productivity.

\* Available on DocuPrint M375 z / M375 df.



\* The above image shows the user interface on DocuPrint M375 z when the colour touch panel and other operation parts are all displayed.

Easy Front Access: Access print output and change-out consumables (such as toner and paper) quickly, simply and cleanly from the front of the machine.

- 1 Automatic Document Feeder\***: Quickly scan, copy and fax one or two-sided, and multiple-page documents. Also scanner glass is convenient to scan thick documents such as books.
- \* Available on DocuPrint M375 z / M375 df. The left image shows DocuPrint M375 z.
- 2 USB Port\***: Use your own USB drive to save scans or print directly from the USB.
- \* Available on DocuPrint M375 z / M375 df.
- 3 Bypass Tray (50 sheets)**: Capable of handling various different types & sizes of paper, envelopes, labels, and post cards.
- 4 Standard Tray (250 sheets)**: This tray is for standard users. Various types & sizes of paper can be used.
- 5 520 Sheet Feeder\*1**: Even if users want to print high-volume documents, the machine can respond to the needs with a maximum paper feeding capacity 1340 sheets\*2.

\*1 Optional. 250 Sheet Feeder and 520 Sheet Feeder are available. Up to two optional feeders can be added.

\*2 When two 520 Sheet Feeders are added.

Note: Paper feeding capacity is based on 80gsm paper.

# DocuPrint M375 z / M375 df and DocuPrint P375 dw / P375 d, Functions & Specifications

For the printing function of DocuPrint M375 z / M375 df, please refer to "Print Function" of DocuPrint P375 dw / P375 d below.

## Basic Specifications / Copy Function

Item	DocuPrint M375 z	DocuPrint M375 df
Type	Desktop	
Memory capacity	512 MB (Max: 512 MB)	256 MB (Max: 256 MB)
Hard disk capacity	—	
Scan Resolution	1200 x 1200 dpi (from Scanner Glass), 600 x 600 dpi (from Automatic Document Feeder)	
Printing Resolution	1200 x 600 dpi (from Scanner Glass), 600 x 600 dpi (from Automatic Document Feeder)	
Warm-up Time	27 seconds or less if the main power is on (23 degrees Celsius room temperature)	
Recovery Time (Recovery Time from Sleep Mode)	5 seconds or less (23 degrees Celsius room temperature)	
Original Size	Maximum of A4, Letter, Legal <sup>1</sup> for both Sheet and Book	
Paper Size	Max	A4, Letter, Legal
	Min	A6, Monarch (98.4 x 190.5 mm) (when using Bypass Tray)
	Image loss width <sup>2</sup>	Lead edge 3.0 mm, Trail edge 3.0 mm, Right/Left edge 2.1 mm
Paper Weight <sup>3</sup>	Paper Tray	60 to 120 gsm
	Bypass Tray	60 to 200 gsm
First Copy Output Time	9.2 seconds (A4, Ready Mode)	
Continuous Copy Speed <sup>4</sup>	A4 / B5	40 sheets/minute
	A5 LEF	60 sheets/minute
Paper Tray Capacity <sup>5</sup>	Standard	Standard Tray: 250 sheets Bypass Tray: 50 sheets
	Optional	250 Sheet Feeder: 250 sheets 520 Sheet Feeder: 520 sheets
	Max	1340 sheets [Standard + 520 Sheet Feeder x 2]
Output Tray Capacity <sup>5</sup>	150 sheets (face down), 10 sheets (face up <sup>6</sup> )	
Power Supply	AC220-240 V +/- 10 %, 5.6 A, 50/60 Hz common	
Maximum Power Consumption	1344 W Sleep Mode: 1.1 W Ready Mode: 34 W	
Dimensions <sup>7</sup>	W 495 x D 427 x H 486 mm	W 435 x D 427 x H 486 mm
Weight <sup>8</sup>	17.3 kg	16.6 kg

\*1: Not available on Scanner Glass for DocuPrint M375 df. \*2: When using A4 size. \*3: It is recommended to use our recommended paper. Correct print output may not be possible depending on the requirement. \*4: The speed may be reduced due to the image quality adjustment. \*5: 80 gsm paper. \*6: Face up with rear cover open. \*7: 520 Sheet Feeder (height): 152mm, 250 Sheet Feeder (height): 122 mm. (Up to 2-trays can be installed). \*8: Excluding Toner Cartridge. 520 Sheet Feeder: 4 kg, 250 Sheet Feeder: 3 kg.

## Scan Function

Item	DocuPrint M375 z / M375 df
Type	Colour Scanner
Scan Resolution	1200 x 1200 dpi (from Scanner Glass), 600 x 600 dpi (from Automatic Document Feeder)
Scan Speed	Same as the Scan Speed for the Automatic Document Feeder
Interface	Standard Ethernet 100BASE-T / 100BASE-TX / 10BASE-T, USB2.0, Wireless LAN <sup>1</sup>

\*: Only on DocuPrint M375 z.

## Fax Function

Item	DocuPrint M375 z / M375 df
Original Size	A4, Letter, Legal <sup>1</sup>
Recording Paper Size	A4
Transmission Time	2 seconds and more but fewer than 3 seconds <sup>2</sup>
Transmission Mode	ITU-T G3
Applicable Lines	Telephone subscriber line, PBX, Fax Communication (PSTN), Maximum 1 port <sup>3</sup> (G3-1 port)

\*1: Not available on Scanner Glass for DocuPrint M375 df. \*2: When A4 size document with approximately 700 characters is transmitted in standard image-quality (8 x 3.85 lines/mm) and in high-speed mode (28.8kbps or faster, JBIG). Only indicates the time for transmitting the image information and does not include the communication control time. The total communication time will vary depending on the contents of the document, the type of machine receiving the fax, and line condition. \*3: No. of FAX lines is up to 1 port. Port refers to number of channels for FAX.

## Automatic Document Feeder

Item	DocuPrint M375 z	DocuPrint M375 df
Original Size / Paper Weight	Max: A4, Letter, Legal; Min: A5 <sup>1</sup> 64 to 90 gsm (In Duplex: 64 to 90 gsm)	Max: A4, Letter, Legal; Min: A5 <sup>1</sup> 64 to 90 gsm
Capacity <sup>2</sup>	70 sheets	50 sheets
Scan Speed <sup>3</sup>	Scan	B/W: 28 sheets/minute, Colour: 20 sheets/minute (1 pass, 2 sided scanning); B/W: 56 ppm, Colour: 34 ppm
		B/W: 24 sheets/minute, Colour: 20 sheets/minute

\*1: The minimum custom size is 146 x 150 mm. \*2: 80 gsm paper. \*3: The scanning speed varies depending on the documents.

Apple, iPhone, AirPods, iPad, iPad Air, iPad Pro, iPod touch, and Mac are trademarks of Apple Inc., registered in the U.S. and other countries. All product names and company names mentioned in this brochure are trademarks or registered trademarks of their respective companies. The product specifications, appearance and other details in this brochure are subject to change without notice for improvements. The available model varies depending on the country/region. Please ask the sales representatives for details.

**Reproduction Prohibitions** Please note that reproduction of the following is prohibited by law : Domestic and foreign currencies, government-issued securities, and national bonds and local bond certificates. Unused postage stamps, post cards, etc. Certificate stamps stipulated by law. Reproducing works forming the subject matter of copyright (literary works, musical works, paintings, engravings, maps, cinematographic works, drawings, photographic works, etc.) is not permitted unless the reproduction is for the purpose of personal use, family use or other similar uses within a limited circle.

## Print Function

Items	DocuPrint P375 dw / P375 d		
Printing Method	Laser Xerography		
Warm-up Time	25 seconds or less if the main power is on (23 degrees Celsius room temperature) 5 seconds or less from Sleep Mode.		
Continuous Print Speed	Simplex	40 ppm (A4)	
	Duplex	20 ppm (A4)	
First Print Output Time	7.2 seconds (A4)		
Printing Resolution	1200 x 1200 dpi		
Paper Size	Standard Tray	A4, Letter, Legal, B5 (JIS), A5, A5 LEF, A6, Executive (184 x 267 mm), Folio (216 x 330 mm)	
	Bypass Tray	Width: 69.8 to 216 mm, Length: 127 to 355.6 mm Envelope: COM-10, DL, C5, Monarch	
	Optional Tray	A4, Letter, Legal, B5 (JIS), A5, A6, Executive (184 x 267 mm), Folio (216 x 330 mm)	
Paper Weight	Standard Tray	60 to 120 gsm	
	Bypass Tray	60 to 200 gsm	
	Optional Tray	250 Sheet Feeder: 60 to 120 gsm 520 Sheet Feeder: 60 to 120 gsm	
Paper Tray Capacity <sup>1</sup>	Standard	Standard Tray: 250 sheets Bypass Tray: 50 sheets	
	Optional	250 Sheet Feeder: 250 sheets 520 Sheet Feeder: 520 sheets	
	Max	1340 sheets [Standard + 520 Sheet Feeder x 2]	
Output Tray Capacity <sup>1</sup>	Standard	150 sheets (face down), 1 sheet (face up <sup>2</sup> )	
CPU	Cortex-A9 800 MHz		
Memory Capacity	256 MB (Max: 256 MB)		
Hard Disk	—		
Page Description Language	Standard	PCL6, PS3 emulation, PDF version 1.7, XPS (XML Paper Specification) version 1.0	
Supported Operating System <sup>3</sup>	Standard	Windows 10 (32 bit/64 bit)	Windows 8.1 (32 bit/64 bit)
		Windows 7 (32 bit/64 bit)	Windows Server 2019 (64 bit)
		Windows Server 2016 (64 bit)	Windows Server 2012 R2 (64 bit)
		Windows Server 2012 (64 bit)	Windows Server 2008 R2 (64 bit)
		Windows Server 2008 (32 bit/64 bit)	macOS 10.15 / 10.14 / 10.13 / 10.12
Interface	Standard	Ethernet 100BASE-T / 100BASE-TX / 10BASE-T, USB2.0, Wireless LAN <sup>4</sup>	
Network Protocol	TCP/IP (IPv4 / IPv6, lpd, Port9100, IPP/IPPS)		
Power Supply	AC220-240 V +/- 10 %, 5.6 A, 50/60 Hz common		
Operating Noise <sup>5,6</sup>	In Operation	6.81 B, 52.0 dB (A) or less	
	Max	1344 W	
Maximum Power Consumption	Sleep Mode	1.0 W	
	Average	Ready Mode: 32 W In Operation: 640 W	
	Dimensions <sup>7</sup>	W 373 x D 388 x H 255 mm	
Weight <sup>8</sup>	10.7 kg (Including consumables and drum)		
	9.5 kg (Excluding consumables and drum)		

\*1: 80 gsm paper. \*2: Face up with rear cover open. \*3: Please refer to our official website for the latest supported OS. \*4: Only on DocuPrint P375 dw. \*5: Measured in accordance to ISO7779. Unit B: Sound Power Level LWAd, Unit dB: Radiated Sound Pressure Level LpAm (bystander position). \*6: Main unit only. \*7: 520 Sheet Feeder (height): 152mm, 250 Sheet Feeder (height): 122 mm. (Up to 2-trays can be installed). \*8: 520 Sheet Feeder: 4 kg, 250 Sheet Feeder: 3 kg.

## Options

Product Name	Product Code
250 Sheet Feeder	EL300934
520 Sheet Feeder	EL300935

## Consumables/Supplies

Product Name	Product Code	Product Life
Toner Cartridge Standard Capacity	CT203108	Up to 4,000 pages <sup>1</sup>
Toner Cartridge High Capacity	CT203109	Up to 12,000 pages <sup>1</sup>
Drum Cartridge	CT351174	Up to 50,000 pages <sup>2</sup>

\*1: Approximate toner cartridge yield in accordance with ISO/IEC 19752 (letter/A4). \*2: Approximately 30,000 pages based on 1 page per job and 50,000 pages based on 3 pages per job [letter/A4 simplex pages]. The number of pages may be affected due to a variety of factors including but not limited to media type and media size.

Notes
1) To comply with paper weight specifications, it is recommended to use our recommended paper. Document may not be printed correctly depending on usage conditions.
2) Functional spare parts will be available for at least 7 years after the product is no longer manufactured.

**⚠ For Your Safety**  
Before using the product, read the Instruction Manual carefully for proper use. Use the product with the power source and voltage specified. Be sure to establish ground connection. Otherwise, electronic shock may result in the case of a failure or short circuit.

# FUJIFILM

For more information or detailed product specifications, please call or visit us at

## FUJIFILM Business Innovation Hong Kong Limited

11/F, 12 Taikoo Wan Road, Quarry Bay, Hong Kong  
Tel. 852-2513-2513

[fujifilm.com/fbhc](http://fujifilm.com/fbhc)

# FUJI XEROX

This catalog includes Fuji Xerox product(s), licensed from Xerox Corporation. The distributor of the product(s) is FUJIFILM Business Innovation Corp. Xerox, Xerox and Design, Fuji Xerox and Design, as well as DocuPrint are registered trademarks or trademarks of Xerox Corporation in Japan and/or other countries.

FUJIFILM and FUJIFILM logo are registered trademarks or trademarks of FUJIFILM Corporation.

The information is as of April, 2021. PIC-0139 HK (1903-R2)